

# WELCOME!

I'm so glad you're here!

Hi there! My name is Aly, but my favorite people call me Mrs. Franklin! I am a middle school resource room teacher in Michigan. I spend my time teaching special education math intervention classes, cotaught math intervention classes, and coteaching 6<sup>th</sup>, 7<sup>th</sup>, and 8<sup>th</sup> grade math classes!

My goal with creating Middle School in the Mitten was to share engaging and time saving resources and ideas with busy, world changing teachers like you! All of the activities that are found in my Teachers Pay Teachers store were created for and used with my own students. In fact, I began my TPT journey in 2017, when I shared my first few sets of digital task cards that I was creating for my caseload students!

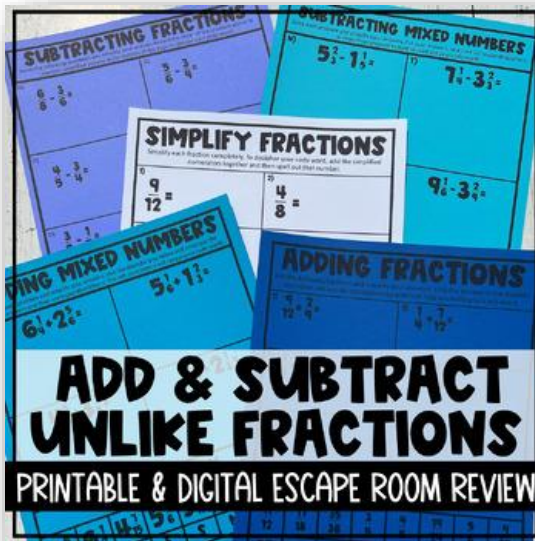
Thank you for your download and support! I created these printable templates to use with my own students as we practiced adding and subtracting unlike fractions with my favorite strategy – fraction lists! I hope your students love this strategy as much as mine do!

If you have any questions, please feel free to send me an email at [middleschoolinthemitten@gmail.com](mailto:middleschoolinthemitten@gmail.com), and I will try my best to help!

- Aly

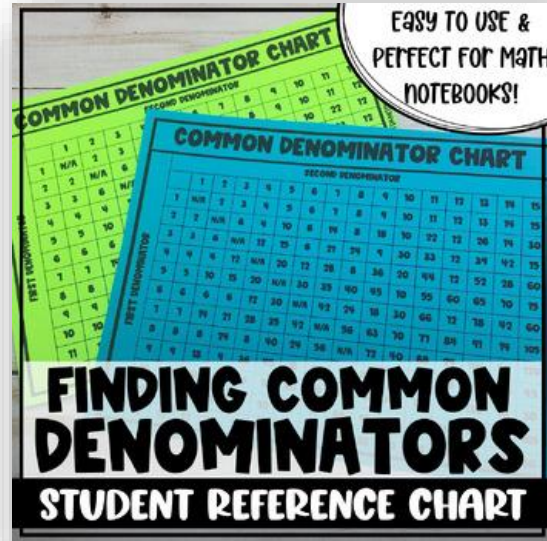
# OTHER RESOURCES YOU'LL LOVE!

There are so many engaging activities that will make your classroom shine! Click on the pictures below to check out more of my students' favorites!



ADD & SUBTRACT UNLIKE FRACTIONS  
PRINTABLE & DIGITAL ESCAPE ROOM REVIEW

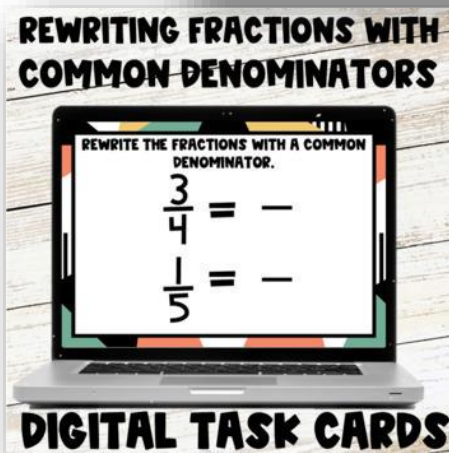
This resource includes several worksheets for practicing fraction operations. Visible titles include "SUBTRACTING FRACTIONS", "SUBTRACTING MIXED NUMBERS", "SIMPLIFY FRACTIONS", "ADDING MIXED NUMBERS", and "ADDING FRACTIONS". The "SIMPLIFY FRACTIONS" sheet includes instructions: "Simplify each fraction completely. Do another operation with the simplified fractions together and then report that number." Examples shown are  $\frac{9}{12} = \frac{3}{4}$  and  $\frac{4}{8} = \frac{1}{2}$ .



FINDING COMMON DENOMINATORS  
STUDENT REFERENCE CHART

EASY TO USE & PERFECT FOR MATH NOTEBOOKS!

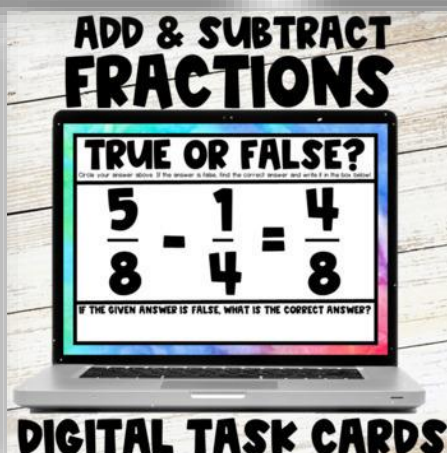
This resource features two "COMMON DENOMINATOR CHART" grids. The top chart is for denominators 1 through 12, and the bottom chart is for denominators 1 through 15. Each chart has columns for the denominator and rows for the least common multiple (LCM) of pairs of denominators.



REWRITING FRACTIONS WITH COMMON DENOMINATORS

DIGITAL TASK CARDS

REWRITE THE FRACTIONS WITH A COMMON DENOMINATOR.

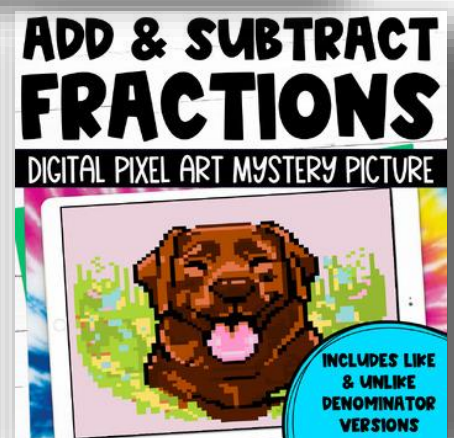
$$\frac{3}{4} = \frac{\quad}{\quad}$$
$$\frac{1}{5} = \frac{\quad}{\quad}$$


ADD & SUBTRACT FRACTIONS

TRUE OR FALSE?

$$\frac{5}{8} - \frac{1}{4} = \frac{4}{8}$$

IF THE GIVEN ANSWER IS FALSE, WHAT IS THE CORRECT ANSWER?

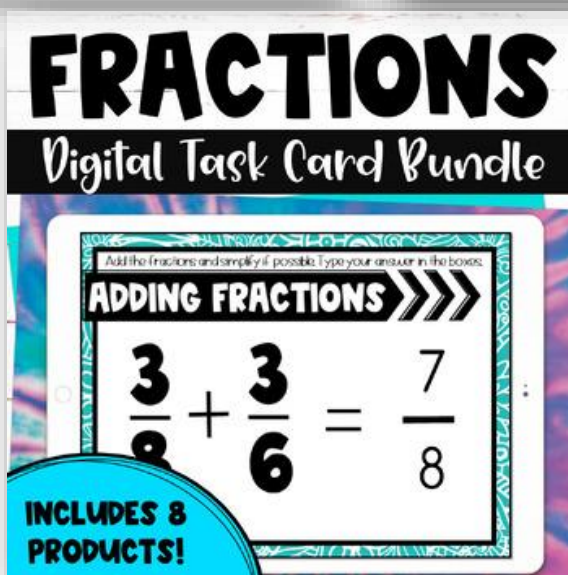


ADD & SUBTRACT FRACTIONS

DIGITAL PIXEL ART MYSTERY PICTURE

INCLUDES LIKE & UNLIKE DENOMINATOR VERSIONS

This resource features a digital pixel art mystery picture of a brown dog's face, which is revealed as students complete fraction problems.



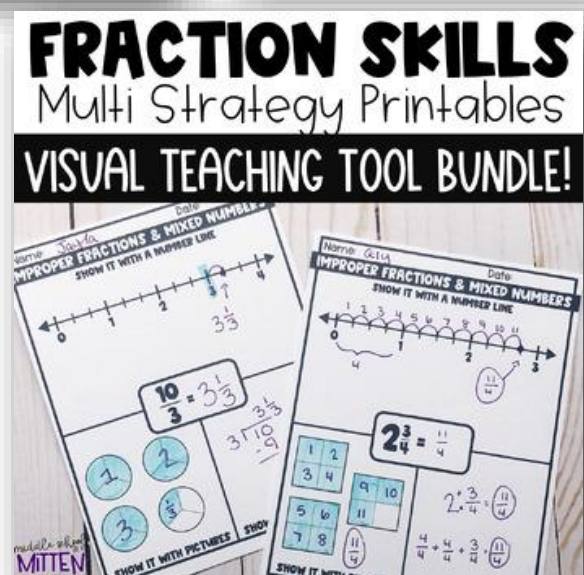
FRACTIONS

Digital Task Card Bundle

ADDING FRACTIONS

$$\frac{3}{2} + \frac{3}{6} = \frac{7}{8}$$

INCLUDES 8 PRODUCTS!



FRACTION SKILLS

Multi Strategy Printables

VISUAL TEACHING TOOL BUNDLE!

This bundle includes several visual teaching tools for fraction skills. One page shows a number line for adding  $\frac{1}{3} + \frac{1}{3} = \frac{2}{3}$ . Another page shows a number line for adding  $\frac{1}{4} + \frac{1}{4} = \frac{2}{4} = \frac{1}{2}$ . A third page shows a number line for adding  $\frac{1}{2} + \frac{1}{2} = 1$ . A fourth page shows a number line for adding  $\frac{1}{3} + \frac{1}{3} = \frac{2}{3}$ . A fifth page shows a number line for adding  $\frac{1}{4} + \frac{1}{4} = \frac{2}{4} = \frac{1}{2}$ . A sixth page shows a number line for adding  $\frac{1}{2} + \frac{1}{2} = 1$ . A seventh page shows a number line for adding  $\frac{1}{3} + \frac{1}{3} = \frac{2}{3}$ . A eighth page shows a number line for adding  $\frac{1}{4} + \frac{1}{4} = \frac{2}{4} = \frac{1}{2}$ . A ninth page shows a number line for adding  $\frac{1}{2} + \frac{1}{2} = 1$ . A tenth page shows a number line for adding  $\frac{1}{3} + \frac{1}{3} = \frac{2}{3}$ . A eleventh page shows a number line for adding  $\frac{1}{4} + \frac{1}{4} = \frac{2}{4} = \frac{1}{2}$ . A twelfth page shows a number line for adding  $\frac{1}{2} + \frac{1}{2} = 1$ .

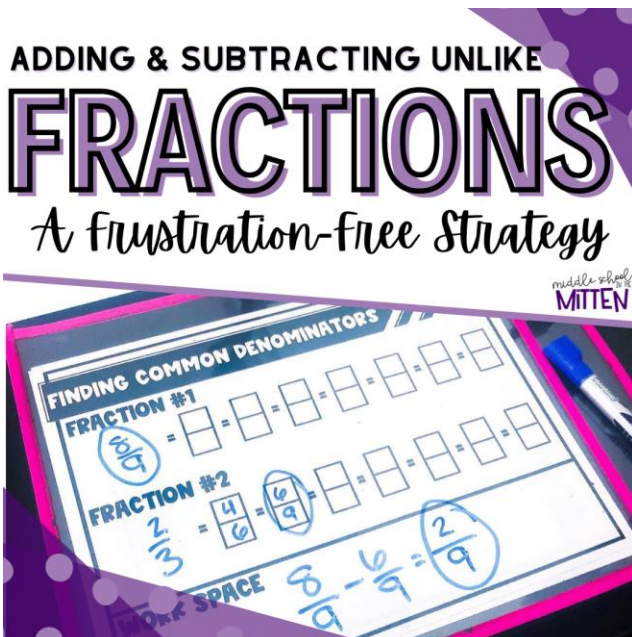
# FRACTION LIST PRINTABLES

how I use it in my classroom!

I started using the Fraction List strategy to help my students bridge the gap between adding and subtracting fractions with unlike denominators! I've seen a lot of success with this strategy, and I hope you do too!

To use these printables, students use multiplication to create lists of equivalent fractions that they can use to replace the fractions in the original problem. Students can look at their lists to identify fractions with like denominators that they can use to solve the problem. It's a scaffolded and supported way for students to understand what happens when they are adding and subtracting unlike fractions.

Get more information on how to use this strategy at the blog post below!



I have more tips, tricks, and freebies to support busy, world-changing teachers like you at [MiddleSchoolintheMitten.com](http://MiddleSchoolintheMitten.com)!

Name:

Date:

# FRACTION LIST WORK PAGE

Use the fraction list strategy to add or subtract the fractions.

$$\frac{1}{2} - \frac{1}{4} =$$
$$= \overset{\times 2}{\begin{array}{|c|} \hline \square \\ \hline \square \\ \hline \end{array}} = \overset{\times 3}{\begin{array}{|c|} \hline \square \\ \hline \square \\ \hline \end{array}} = \overset{\times 4}{\begin{array}{|c|} \hline \square \\ \hline \square \\ \hline \end{array}} = \overset{\times 5}{\begin{array}{|c|} \hline \square \\ \hline \square \\ \hline \end{array}}$$
$$= \overset{\times 2}{\begin{array}{|c|} \hline \square \\ \hline \square \\ \hline \end{array}} = \overset{\times 3}{\begin{array}{|c|} \hline \square \\ \hline \square \\ \hline \end{array}} = \overset{\times 4}{\begin{array}{|c|} \hline \square \\ \hline \square \\ \hline \end{array}} = \overset{\times 5}{\begin{array}{|c|} \hline \square \\ \hline \square \\ \hline \end{array}}$$

$$\frac{1}{5} + \frac{2}{10} =$$
$$= \overset{\times 2}{\begin{array}{|c|} \hline \square \\ \hline \square \\ \hline \end{array}} = \overset{\times 3}{\begin{array}{|c|} \hline \square \\ \hline \square \\ \hline \end{array}} = \overset{\times 4}{\begin{array}{|c|} \hline \square \\ \hline \square \\ \hline \end{array}} = \overset{\times 5}{\begin{array}{|c|} \hline \square \\ \hline \square \\ \hline \end{array}}$$
$$= \overset{\times 2}{\begin{array}{|c|} \hline \square \\ \hline \square \\ \hline \end{array}} = \overset{\times 3}{\begin{array}{|c|} \hline \square \\ \hline \square \\ \hline \end{array}} = \overset{\times 4}{\begin{array}{|c|} \hline \square \\ \hline \square \\ \hline \end{array}} = \overset{\times 5}{\begin{array}{|c|} \hline \square \\ \hline \square \\ \hline \end{array}}$$

Name:

Date:

# FRACTION LIST WORK PAGE

Use the fraction list strategy to add or subtract the fractions.

$$= \overset{\times 2}{\begin{array}{|c|} \hline \square \\ \hline \square \\ \hline \end{array}} = \overset{\times 3}{\begin{array}{|c|} \hline \square \\ \hline \square \\ \hline \end{array}} = \overset{\times 4}{\begin{array}{|c|} \hline \square \\ \hline \square \\ \hline \end{array}} = \overset{\times 5}{\begin{array}{|c|} \hline \square \\ \hline \square \\ \hline \end{array}}$$

$$= \overset{\times 2}{\begin{array}{|c|} \hline \square \\ \hline \square \\ \hline \end{array}} = \overset{\times 3}{\begin{array}{|c|} \hline \square \\ \hline \square \\ \hline \end{array}} = \overset{\times 4}{\begin{array}{|c|} \hline \square \\ \hline \square \\ \hline \end{array}} = \overset{\times 5}{\begin{array}{|c|} \hline \square \\ \hline \square \\ \hline \end{array}}$$

$$= \overset{\times 2}{\begin{array}{|c|} \hline \square \\ \hline \square \\ \hline \end{array}} = \overset{\times 3}{\begin{array}{|c|} \hline \square \\ \hline \square \\ \hline \end{array}} = \overset{\times 4}{\begin{array}{|c|} \hline \square \\ \hline \square \\ \hline \end{array}} = \overset{\times 5}{\begin{array}{|c|} \hline \square \\ \hline \square \\ \hline \end{array}}$$

$$= \overset{\times 2}{\begin{array}{|c|} \hline \square \\ \hline \square \\ \hline \end{array}} = \overset{\times 3}{\begin{array}{|c|} \hline \square \\ \hline \square \\ \hline \end{array}} = \overset{\times 4}{\begin{array}{|c|} \hline \square \\ \hline \square \\ \hline \end{array}} = \overset{\times 5}{\begin{array}{|c|} \hline \square \\ \hline \square \\ \hline \end{array}}$$

Name:

Date:

# FRACTION LIST WORK PAGE

=	<input type="text"/>	=	<input type="text"/>	=	<input type="text"/>	=	<input type="text"/>
=	<input type="text"/>	=	<input type="text"/>	=	<input type="text"/>	=	<input type="text"/>

=	<input type="text"/>	=	<input type="text"/>	=	<input type="text"/>	=	<input type="text"/>
=	<input type="text"/>	=	<input type="text"/>	=	<input type="text"/>	=	<input type="text"/>

=	<input type="text"/>	=	<input type="text"/>	=	<input type="text"/>	=	<input type="text"/>
=	<input type="text"/>	=	<input type="text"/>	=	<input type="text"/>	=	<input type="text"/>

=	<input type="text"/>	=	<input type="text"/>	=	<input type="text"/>	=	<input type="text"/>
=	<input type="text"/>	=	<input type="text"/>	=	<input type="text"/>	=	<input type="text"/>

Name:

Date:

# FRACTION LIST WORK PAGE

=	<input type="text"/>	=	<input type="text"/>	=	<input type="text"/>	=	<input type="text"/>
=	<input type="text"/>	=	<input type="text"/>	=	<input type="text"/>	=	<input type="text"/>

=	<input type="text"/>	=	<input type="text"/>	=	<input type="text"/>	=	<input type="text"/>
=	<input type="text"/>	=	<input type="text"/>	=	<input type="text"/>	=	<input type="text"/>

=	<input type="text"/>	=	<input type="text"/>	=	<input type="text"/>	=	<input type="text"/>
=	<input type="text"/>	=	<input type="text"/>	=	<input type="text"/>	=	<input type="text"/>

=	<input type="text"/>	=	<input type="text"/>	=	<input type="text"/>	=	<input type="text"/>
=	<input type="text"/>	=	<input type="text"/>	=	<input type="text"/>	=	<input type="text"/>

# FRACTION LISTS WORK MAT

## FRACTION #1

$$\begin{array}{cccccccc} \square & = & \square & = & \square & = & \square & = & \square \\ \hline & & & & & & & & \\ \hline \end{array}$$

## FRACTION #2

$$\begin{array}{cccccccc} \square & = & \square & = & \square & = & \square & = & \square \\ \hline & & & & & & & & \\ \hline \end{array}$$

**WORK SPACE**





# FRACTION LISTS WORK MAT

**FRACTION #1**

**FRACTION #2**

**WORK SPACE**

# LOVE THIS RESOURCE?

I'm so glad!

Follow Me! – If this resource was your jam, [click here to follow my TPT store!](#) I have hundreds of products that will be useful and engaging in your classroom! My goal with creating Middle School in the Mitten was to share engaging and time saving resources and ideas with busy, world changing teachers like you!

Tag me on Instagram! – I love seeing my products in classrooms around the world! After using these posters in your classroom set up, snap a photo and tag @middleschoolinthemitten! I can't wait to see!

Lastly, [check out my website](#) for more teacher time savers, tips, and resources!

# THANK YOU!

Thank you so much for your support! I hope you find this resource useful in your classroom! Please remember to leave feedback to earn TpT credits which can be used towards future purchases. Follow me on TpT to be notified when new resources are added! If you have questions or concerns, please email me at [MiddleSchoolintheMitten@gmail.com](mailto:MiddleSchoolintheMitten@gmail.com).



- aly franklin

Thank you for respecting my work!

© 2021 Aly Franklin: Middle School in the Mitten. All rights reserved. Purchase of this digital resource entitles the purchaser the right to reproduce the pages in limited quantities for single classroom use only, in print or secure learning management system (LMS). Duplication for an entire school, entire school system, or commercial purposes is strictly forbidden without written permission from the publisher.

Copying any part of this product and placing it on the internet in any form (even a personal/classroom website) is strictly forbidden and is a violation of the Digital Millennium Copyright Act (DMCA). These items can be picked up in a google search and then shared worldwide for free.

## CLIP ART AND GRAPHICS CREDITS



You may:

Use this item for personal/student use in a single classroom.

Purchase additional licenses at a discount for others to enjoy this resource.

Post this item to Google Classroom for use by your personal students.

Enjoy this resource for years to come (check back for updated versions)!

You may not:

Give this resource to your friends or colleagues.

Copy this item for use by others

Post this item on a website for download.

This includes personal websites, classroom websites, Weebly, Amazon Inspire, etc.

Post this item for any like copy for sale or for free.